



EQUIPMENT CATALOGUE
EFFECTIVE
NOVEMBER 2021

WHEEL BALANCERS
and Original Accessories

REL. NOVEMBER 2021

NEXT RELEASE JANUARY 2022

The company declines any responsibility for any complaint coming from the use of not original accessories or spares with consequent forfeiture of the CE conformity declaration

COLOR TABLE

	RAL 3002	Corghì	/16
	RAL 3000	Citroen Red	/12
	RAL 7015	Mercedes Grey	/52
	RAL 7011	Mercedes Grey	/33
	RAL 7012	Mercedes Grey	/65
	RAL 7040	Volkswagen / Fiat / Porsche Grey	/39
	RAL 7030	Maserati / Ferrari Grey	/69
	RAL 7016	BMW Grey	/34 (orange-peel)
	RAL 5011	Peugeot Blue	/A4 or /22 (orange-peel)
	RAL 1003	Renault Yellow	/45
	RAL 7042	Renault Grey	/38
	RAL 9005	Lamborghini Black	/90 (orange-peel)

Different colors subject to confirmation of the Export dept, with possible surcharge.

SUMMARY

OFF-THE-VEHICLE WHEEL BALANCERS FOR CARS

EYE-LIGHT PLUS DIAGNOSTICLINE	4
EM 9980C PLUS DIAGNOSTICLINE	5
EM 9780C PLUS AUTOMATICLINE	6
EM 9580 C PLUS TOUCHSCREEN	7
EM 9580 PLUS TOUCHSCREEN	8
EM 9580 C PLUS LASERLINE	9
EM 9580 PLUS LASERLINE	10
EM 9550 C PLUS LASERLINE	11
EM 9550 PLUS LASERLINE	12
EM 9380 C XLINE	13
EM 9380 XLINE	14
EM 9350 C XLINE	15
EM 9350 XLINE	16
EM 9280 C COMPACTLINE	17
EM 9280 COMPACTLINE	18
EM 9250 C COMPACTLINE	19
EM 9250 COMPACTLINE	20

BIKELINE WHEEL BALANCERS

EM 9250 BASIC BIKELINE	21
--	----

ACCESSORIES FOR WHEEL BALANCERS FOR CARS AND MOTORCYCLE	22
--	-----------

WHEEL BALANCERS FOR CAR MOBILE SERVICE

EM 9050 SPACESAVER	48
EM 9050 SPACESAVER - TILT-UP - HAND SPIN	49
EM 9050 SPACESAVER - SLIDE - MOTORIZED SPIN	50
RECOMMENDED ACCESSORIES FOR CAR MOBILE SERVICE	51

WHEEL BALANCERS FOR TRUCK MOBILE SERVICE

ET 1050 MOBILE TRUCK	54
RECOMMENDED ACCESSORIES FOR TRUCK MOBILE SERVICE	55

FINISH BALANCERS FOR TRUCKS AND PASSENGER CAR

EF14	56
EF13	57
ACCESSORIES FOR FINISH WHEEL BALANCERS	58

OFF-THE-VEHICLE WHEEL BALANCERS FOR TRUCKS


ET88	59
ET77	60
ET1450	61
ACCESSORIES FOR OFF-THE-VEHICLE WHEEL BALANCERS FOR TRUCKS	62

OFF-THE-VEHICLE WHEEL BALANCERS FOR CARS

EYE-LIGHT PLUS DIAGNOSTICLINE



SLUG
COD. 8-21100221



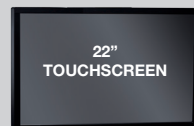
COD.
802227308




STANDARD ACCESSORIES



COD.
8-21100142



COD. 5-120500A



x3



FOR WiNUT
VERSION



32"



CODE	ELECTRICAL SUPPLY	DESCRIPTION
0-21101101/16	100-230V / 1Ph / 50-60Hz	Diagnostic machine for tyre shops, work shops, car dealers and cars manufacturers; 22" touchscreen monitor; no-contact data measurement with double laser triangulator; easy-to-use punctiform laser ; Wireless automatic wheel locking device (WiNUT) ; "Zero-space" wheel carter with automatic opening; industrial PC, camera and complete diagnosis (radial and lateral run-out, Tread depth and wheel drift); Weight management; iPos Lite for smart wheel positioning;
0-21101100/16	100-230V / 1Ph / 50-60Hz	As above but with pedal operated automatic wheel locking

NEW




OFF-THE-VEHICLE WHEEL BALANCERS FOR CARS

EM 9980C PLUS DIAGNOSTICLINE



COD.
8-21100221



Ø 42÷118,5 mm



x3

FOR WiNUT
VERSION



COD.
802227308



STANDARD ACCESSORIES



22"
TOUCHSCREEN

COD.
5-120500A

COD.
8-21100142



Weight Management
Integrated Software Suite



32"



CODE	ELECTRICAL SUPPLY	DESCRIPTION
0-21109984/16	100-230V / 1Ph / 50-60Hz	Machine for tyre shops, work shops, car dealers and cars manufacturers; 22" touchscreen monitor; no-contact data measurement with double laser triangulator; easy-to-use punctiform laser; diagnostic of radial and lateral wheel run out; easy-to-use punctiform laser ; Wireless automatic wheel locking device (WiNUT) ; "Zero-space" wheel carter; Weight management; iPos Lite for smart wheel positioning.
0-21109983/16	100-230V / 1Ph / 50-60Hz	As above but with pedal operated automatic wheel locking

NEW





OFF-THE-VEHICLE WHEEL BALANCERS FOR CARS

EM 9780C PLUS AUTOMATICLINE



STANDARD ACCESSORIES

COD.
8-21100221



FOR WiNUT
VERSION




COD.
802227308



COD.
5-120500A



COD.
8-21100142



CODE	ELECTRICAL SUPPLY	DESCRIPTION
0-21109784/16	100-230V / 1Ph / 50-60Hz	Machine for tyre shops, work shops, car dealers and cars manufacturers; no-contact data input (combined system LASER-SONAR) including 22" touchscreen monitor; punctiform laser in ergonomic position; Wireless automatic wheel locking device (WiNUT) ; "Zero-space" wheel carter; Weight management; iPos Lite for smart wheel positioning. Wheel diagnostic, counterweights dispenser and support for HPC are optional.
0-21109783/16	100-230V / 1Ph / 50-60Hz	As above but with pedal operated automatic wheel locking

NEW



OFF-THE-VEHICLE WHEEL BALANCERS FOR CARS

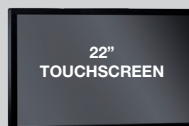
EM 9580 C Plus TOUCHSCREEN



COD.
8-11100221



COD.
8-21100159





COD. 5-120500A

COD.
802227308



COD.
8-21100142



CODE	ELECTRICAL SUPPLY	DESCRIPTION
0-21109592/16	100-230V / 1P _H / 50-60Hz	Wheel balancer with 22" industrial Touchscreen monitor, LaserLine indicator, Led illuminator, 28" SmartArm device for automatic data input with FST Fast Selection Program, LaserBlade function, exclusive Wireless locking device (WiNUT), automatic wheel clamping, "Zero Space" wheel guard, WM program included (AWD Sonar and Run-Out kit NOT included) Exclusive wireless locking system 
0-21109591/16	100-230V / 1P _H / 50-60Hz	As above but with pedal operated automatic wheel clamping

NEW



OFF-THE-VEHICLE WHEEL BALANCERS FOR CARS

EM 9580 PLUS TOUCHSCREEN




STANDARD ACCESSORIES

COD.
8-11100221



Ø 42÷118,5 mm

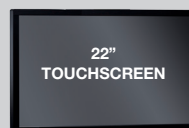


x3

COD.
8-21100159



COD. 5-120500A



COD.
802227308



COD.
8-21100142



CODE	ELECTRICAL SUPPLY	DESCRIPTION
0-21109590/16	100-230V / 1Ph / 50-60Hz	Wheel balancer with 22" industrial Touchscreen monitor, LaserLine indicator, Led illuminator, 28" SmartArm device for automatic data input with FST Fast Selection Program, LaserBlade function, manual wheel clamping, "Zero Space" wheel guard, WM program included (AWD Sonar and Run-Out kit NOT included)

NEW



OFF-THE-VEHICLE WHEEL BALANCERS FOR CARS

EM 9580 C PLUS LASERLINE



STANDARD ACCESSORIES

COD.
8-11100221



COD.
802227308



COD.
8-21100159



COD.
8-21100142



FOR WiNUT
VERSION



28"



CODE	ELECTRICAL SUPPLY	DESCRIPTION
0-21109588/16	100-230V / 1Ph / 50-60Hz	Wheel balancer with LaserLine indicator, automatic data input with Fast Selection Program, exclusive Wireless locking device (WiNUT), automatic wheel clamping, "Zero Space" wheel guard, WM program included (monitor and Sonar NOT included) Exclusive wireless locking system
0-21109586/16	100-230V / 1Ph / 50-60Hz	Wheel balancer with LaserLine indicator, automatic wheel clamping, automatic data input with Fast Selection Program, "Zero Space" wheel guard, WM program included (monitor and Sonar NOT included)

NEW




OFF-THE-VEHICLE WHEEL BALANCERS FOR CARS

EM 9580 PLUS LASERLINE



COD.
8-21100221



Ø 42÷118,5 mm



STANDARD ACCESSORIES



x3

COD.
802227308



COD.
8-21100159



COD.
8-21100142



28"



CODE	ELECTRICAL SUPPLY	DESCRIPTION
0-21109587/16	100-230V / 1Ph / 50-60Hz	Wheel balancer with LaserLine indicator, manual wheel clamping, automatic data input with Fast Selection Program, "Zero Space" wheel guard, WM program included (monitor and Sonar NOT included)

NEW




OFF-THE-VEHICLE WHEEL BALANCERS FOR CARS

EM 9550 C PLUS LASERLINE



COD.
8-21100221




COD.
802227308

STANDARD ACCESSORIES



COD.
8-21100159



CODE	ELECTRICAL SUPPLY	DESCRIPTION
0-21109556/16	100-230V / 1Ph / 50-60Hz	Display wheel balancer with LaserLine indicator, automatic wheel clamping, automatic data input with Fast Selection Program, "Zero Space" wheel guard, WM program included (Sonar NOT included)

NEW



OFF-THE-VEHICLE WHEEL BALANCERS FOR CARS

EM 9550 PLUS LASERLINE




COD.
8-21100221



COD.
802227308



STANDARD ACCESSORIES



COD.
8-21100159



CODE	ELECTRICAL SUPPLY	DESCRIPTION
0-21109557/16	100-230V / 1P _H / 50-60Hz	Display wheel balancer with LaserLine indicator, manual wheel clamping, "Zero Space" wheel guard, WM program included, (Sonar NOT included)

NEW



OFF-THE-VEHICLE WHEEL BALANCERS FOR CARS

EM 9380 C XLINE




STANDARD ACCESSORIES

COD.
8-21100221



COD.
802227308



28"



CODE	ELECTRICAL SUPPLY	DESCRIPTION
0-21193802/16	200-230V / 1P _H / 50-60Hz	EM9380-C Xline , Machine with LaserLine indicator, automatic data input, Automatic wheel clamping, WM program included, (monitor NOT included).
0-21193803/16	100-115V / 1P _H / 50-60Hz	EM9380-C Xline , Machine with LaserLine indicator, automatic data input, Automatic wheel clamping, WM program included, (monitor NOT included).

NEW




OFF-THE-VEHICLE WHEEL BALANCERS FOR CARS

EM 9380 XLINE



COD.
8-21100221



COD.
802227308



STANDARD ACCESSORIES



CODE	ELECTRICAL SUPPLY	DESCRIPTION
0-21193800/16	200-230V / 1P _H / 50-60Hz	EM9380 Xline , Machine with LaserLine indicator, automatic data input (monitor NOT included), WM program included.
0-21193801/16	100-115V / 1P _H / 50-60Hz	EM9380 Xline , Machine with LaserLine indicator, automatic data input (monitor NOT included), WM program included.

NEW




OFF-THE-VEHICLE WHEEL BALANCERS FOR CARS


EM 9350 C XLINE



COD.
8-21100221



COD.
802227308



28"



CODE	ELECTRICAL SUPPLY	DESCRIPTION
0-21193502/16	200-230V / 1P _H / 50-60Hz	LCD Display machine with LaserLine indicator, automatic data input and automatic wheel locking
0-21193503/16	100-115V / 1P _H / 50-60Hz	As above but with different power supply

NEW

■ = Standard ○ = Compatible - = NOT compatible




OFF-THE-VEHICLE WHEEL BALANCERS FOR CARS

EM 9350 XLINE



STANDARD ACCESSORIES

COD.
8-21100221



COD.
802227308



CODE	ELECTRICAL SUPPLY	DESCRIPTION
0-21193500/16	200-230V / 1P _H / 50-60Hz	EM9350 Xline , LCD display machine with LaserLine indicator, automatic data input with FSP.
0-21193501/16	100-115V / 1P _H / 50-60Hz	EM9350 Xline , LCD display machine with LaserLine indicator, automatic data input with FSP.


NEW

CORCHI

OFF-THE-VEHICLE WHEEL BALANCERS FOR CARS

EM 9280 C COMPACTLINE

STANDARD ACCESSORIES



CODE	ELECTRICAL SUPPLY	DESCRIPTION
0-21192804/16	200-230V / 1P _H / 50-60Hz	EM9280 C CompactLine , 'Wheel balancer, compact and essential with professional performances; Pneumatic wheel clamping (patent). Easy & Quick to use; Automatic wheel distance and diameter acquisition with SMARTARM for the automatic identification of the best balancing program;AWC (Auto Width Calculation): automatic calculation of the width even if the AWD external sensor is not present. The wheel balancer calculates the width by reducing the operational time;Automatic braking at end of measurement; Rpa system - research of the weight automation position and automatic clamping brake;Quick optimise, Hidden weight and Split weight programmes for motorcycles; 4 cones (42÷118,5mm); Monitor and PL50 not included
0-21192805/16	100-115V / 1P _H / 50-60Hz	EM9280 C CompactLine , as above, but with different power supply

NEW





OFF-THE-VEHICLE WHEEL BALANCERS FOR CARS

EM 9280 CompactLine



COD.
8-21100221



COD.
802227308



STANDARD ACCESSORIES



28"



CODE	ELECTRICAL SUPPLY	DESCRIPTION
0-21192800/16	200-230V / 1P _H / 50-60Hz	EM9280 CompactLine , Machine with automatic data input, automatic brake at the end of the spin, RPA system, WM program included, (monitor NOT included).
0-21192801/16	100-115V / 1P _H / 50-60Hz	EM9280 CompactLine , Machine with automatic data input, automatic brake at the end of the spin, RPA system, WM program included, (monitor NOT included).
0-21192802/16	200-230V / 1P _H / 50-60Hz	EM9280 CompactLine , Machine with automatic data input, automatic brake at the end of the spin, RPA system, WM program included, (monitor and wheel guard NOT included).
0-21192803/16	100-115V / 1P _H / 50-60Hz	EM9280 CompactLine , Machine with automatic data input, automatic brake at the end of the spin, RPA system, WM program included, (monitor and wheel guard NOT included).

NEW



OFF-THE-VEHICLE WHEEL BALANCERS FOR CARS

EM 9250 C COMPACTLINE




STANDARD ACCESSORIES


COD.
8-21100221



Ø 42÷118,5 mm



COD.
802227308



CODE	ELECTRICAL SUPPLY	DESCRIPTION
0-21192513/16	200-230V / 1P _H / 50-60Hz	EM9250-C PREMIUM VERSION LCD display wheel balancer with automatic data input and automatic brake at the end of the spin, PNEULOCK automatic wheel clamping, AWC Auto Width Calculation, automatic brake at the end of the measurement and RPA system
0-21192514/16	100-115V / 1P _H / 50-60Hz	As above, but with different power supply.

NEW



OFF-THE-VEHICLE WHEEL BALANCERS FOR CARS

EM 9250 COMPACTLINE





STANDARD ACCESSORIES

COD.
8-21100221



Ø 42÷118,5 mm



x3
COD.
802227308



28"

Premium version



CODE	ELECTRICAL SUPPLY	DESCRIPTION
0-21192508/16	200-230V / 1P _H / 50-60Hz	PREMIUM Version: EM9250 CompactLine, LCD display machine with automatic data input and automatic brake at the end of the spin. Electric brake and RPA system.
0-21192509/16	100-115V / 1P _H / 50-60Hz	As above, but with different power supply.
0-21192510/16	200-230V / 1P _H / 50-60Hz	LCD display machine with automatic data input and automatic brake at the end of the spin, Electric brake and RPA system , (wheel guard NOT included).
0-21192511/16	100-115V / 1P _H / 50-60Hz	As above, but with different power supply.
0-21192504/16	200-230V / 1P _H / 50-60Hz	PROFESSIONAL Version: EM9250 CompactLine, LCD display machine with automatic data input and automatic brake at the end of the spin.
0-21192505/16	100-115V / 1P _H / 50-60Hz	As above, but with different power supply.
0-21192506/16	200-230V / 1P _H / 50-60Hz	LCD display machine with automatic data input and automatic brake at the end of the spin, (wheel guard NOT included).
0-21192507/16	100-115V / 1P _H / 50-60Hz	As above, but with different power supply.
0-21192500/16	200-230V / 1P _H / 50-60Hz	BASIC Version: EM9250 CompactLine, LCD display machine with manual data input and automatic brake at the end of the spin.
0-21192501/16	100-115V / 1P _H / 50-60Hz	As above, but with different power supply.
0-21192502/16	200-230V / 1P _H / 50-60Hz	LCD display machine with manual data input and automatic brake at the end of the spin (wheel guard NOT included).
0-21192503/16	100-115V / 1P _H / 50-60Hz	As above, but with different power supply.

NEW



WHEEL BALANCER BIKELINE



EM 9250 BASIC BIKELINE



CODE	ELECTRICAL SUPPLY	DESCRIPTION
0-21192512/16	200-230V / 1PH / 50-60Hz	EM 9250 Basic BikeLine LCD display wheel balancer with manual data input. Complete with BIKE UNIVERSAL KIT and PRA4



ACCESSORIES FOR WHEEL BALANCERS FOR CARS AND MOTORCYCLES





	DESCRIPTION	CODE		EYE-LIGHT PLUS	EM9980 C PLUS	EM9780 C PLUS	EM9580 C Plus TOUCHSCR	EM9580 Plus TOUCHSCREEN	EM9580 C Plus	EM9580 Plus	EM9550 C Plus	EM9550 Plus	EM9380 C	EM9380	EM9350 C	EM9350	EM9280 C	EM9280	EM9250 C PREMIUM	EM9250 PREMIUM	EM9250 PROFESSIONAL	EM9250 BASIC	EM9250 BASIC BIKELINE
MONITORS																							
	22" Wide screen monitor.	8-21100234		-	-	-	-	-	○	○	-	-	○	○	-	-	-	-	-	-	-	-	-
	19" Wide screen monitor.	8-21100235		-	-	-	-	-	○	○	-	-	○	○	-	-	○	○	-	-	-	-	-
	Cleaning kit for monitor.	8-21120006		○	○	○	○	○	○	○	-	-	○	○	-	-	○	○	-	-	-	-	-

NEW

■ = Standard ○ = Compatible - = NOT compatible







ACCESSORIES FOR WHEEL BALANCERS FOR CARS AND MOTORCYCLES

DESCRIPTION	CODE	EYE-LIGHT PLUS	EM9380 C PLUS	EM9780 C PLUS	EM9580 C Plus TOUCHScr	EM9580 Plus TOUCHSCREEN	EM9580 C Plus	EM9580 Plus	EM9550 C Plus	EM9550 Plus	EM9380 C	EM9380	EM9350 C	EM9350	EM9280 C	EM9280	EM9250 C PREMIUM	EM9250 PREMIUM	EM9250 PROFESSIONAL	EM9250 BASIC	EM9250 BASIC BikeLine
		ELECTRONIC DEVICES																			
 <p>LAN CONNECTION KIT Interconnection kit of the wheel balancer to the company management system network; it allow to view, archive and print remotely the different measurement and diagnostic reports of the diagnostic wheel balancer.</p>	8-21100255	O	O	O	O	O	-	-	-	-	-	-	-	-	-	-	-	-	-	-	-
 <p>EG1 Width wheel measurement.</p>	8-21100074	-	-	-	-	-	-	-	-	-	-	-	-	-	-	-	-	-	O	-	-
 <p>LASER BLADE KIT : Upgrade kit for EM93xx & EM92xx series, to guide the operator in choosing the rim's inner planes without any errors and with extremely good visibility</p>	8-21120022	-	-	-	-	-	-	-	-	-	O	O	O	O	O	O	O	O	O	O	O
 <p>Upgrade kit LASER BLADE for EM95xx series, not PLUS (this kit is already fitted on the EM9550-EM9580 PLUS series, it allows the upgrade of the EM95xx models not in PLUS version, manufactured until end of 2017)</p>	8-21120023	-	-	-	■	■	■	■	■	■	-	-	-	-	-	-	-	-	-	-	-

NEW




■ = Standard ○ = Compatible - = NOT compatible

ACCESSORIES FOR WHEEL BALANCERS FOR CARS AND MOTORCYCLES

	DESCRIPTION	CODE		EYE-LIGHT PLUS	EM9980 C PLUS	EM9780 C PLUS	EM9580 C Plus TOUCHSCR	EM9580 Plus TOUCHSCREEN	EM9580 C Plus	EM9580 Plus	EM9550 C Plus	EM9550 Plus	EM9380 C	EM9380	EM9350 C	EM9350	EM9280 C	EM9280	EM9250 C PREMIUM	EM9250 PREMIUM	EM9250 PROFESSIONAL	EM9250 BASIC	EM9250 BASIC BIKELINE	
	Laser & Led kit.	8-21100238		-	-	-	-	-	-	-	-	-	-	-	-	-	○	○	○	○	○	○	-	
	AWD kit for wheel width measurement by Sonar sensor.	8-21100232		-	-	■	○	○	○	○	○	○	○	○	○	○	○	○	○	○	○	-	-	-
	RETROFIT KIT - WINUT to add the WiNut system to wheels balancers produced without it; EM92xx-C and EM93xx-C manufactured starting from July 2019	8-21100242		○	○	○	○	-	○	-	-	-	○	-	○	-	○	-	○	-	-	-	-	
	Sonar RUNOUT kit with new BESTFIT functions	8-21100250		-	-	○	○	○	-	-	-	-	-	-	-	-	-	-	-	-	-	-	-	

NEW ■ = Standard ○ = Compatible - = NOT compatible

ACCESSORIES FOR WHEEL BALANCERS FOR CARS AND MOTORCYCLES





	DESCRIPTION	CODE		EYE-LIGHT PLUS	EM9980 C PLUS	EM9780 C PLUS	EM9580 C Plus TouchScr	EM9580 Plus TOUCHSCREEN	EM9580 C Plus	EM9580 Plus	EM9550 C Plus	EM9550 Plus	EM9380 C	EM9380	EM9350 C	EM9350	EM9280 C	EM9280	EM9250 C PREMIUM	EM9250 PREMIUM	EM9250 PROFESSIONAL	EM9250 BASIC	EM9250 BASIC BIKE LINE
LIFTERS																							
	TT - ZERO GRAVITY Automatic self-balancing wheel lifter, 80 kg capacity	8-21100230		○	○	○	○	○	○	○	○	○	○	○	○	○	○	○	○	○	○	○	○
	TT-R Professional adjustable scissor wheel lifter, one handed control, 80 kg capacity	8-21100248		○	○	○	○	○	○	○	○	○	○	○	○	○	○	○	○	○	○	○	○
	TTØ mounting kit for TT-ZERO GRAVITY and TT-R wheel lifter, only for EM9380, EM9350, EM9280 and 9250.	8-21100231		-	-	-	-	-	-	-	-	-	○	○	○	○	○	○	○	○	○	○	○

NEW

■ = Standard ○ = Compatible - = NOT compatible



ACCESSORIES FOR WHEEL BALANCERS FOR CARS AND MOTORCYCLES




DESCRIPTION	CODE		EYE-LIGHT PLUS	EM9980 C PLUS	EM9780 C PLUS	EM9580 C Plus TOUCHSCR	EM9580 Plus TOUCHSCREEN	EM9580 C Plus	EM9580 Plus	EM9550 C Plus	EM9550 Plus	EM9380 C	EM9380	EM9350 C	EM9350	EM9280 C	EM9280	EM9250 C PREMIUM	EM9250 PREMIUM	EM9250 PROFESSIONAL	EM9250 BASIC	EM9250 BASIC BIKELINE	
 <p>Flap kit for TT-ZERO GRAVITY and TT-R wheel lifter (it allows to mount the lifter on wheel balancers with lateral foot) for EM9280, EM9250.</p>	8-21600132		-	-	-	-	-	-	-	-	-	-	-	-	-	○	○	○	○	○	○	○	○
 <p>TT 80 Universal pneumatic lifter, max load kg 80.</p>	8-21100161		○	○	○	○	○	○	○	○	○	○	○	○	○	○	○	○	○	○	○	○	○
 <p>FTT1 Mounting kit for TT80.</p>	8-21100163		-	-	-	-	-	-	-	-	-	○	○	○	○	○	○	○	○	○	○	○	○
 <p>FTT2 Mounting kit for TT80.</p>	8-21120002		○	○	○	○	○	○	○	○	○	-	-	-	-	-	-	-	-	-	-	-	-

NEW

■ = Standard ○ = Compatible - = NOT compatible



ACCESSORIES FOR WHEEL BALANCERS FOR CARS AND MOTORCYCLES


	DESCRIPTION	CODE		EYE-LIGHT PLUS	EM9980 C PLUS	EM9780 C PLUS	EM9580 C Plus TouchScr	EM9580 Plus TOUCHSCREEN	EM9580 C Plus	EM9580 Plus	EM9550 C Plus	EM9550 Plus	EM9380 C	EM9380	EM9350 C	EM9350	EM9280 C	EM9280	EM9250 C PREMIUM	EM9250 PREMIUM	EM9250 PROFESSIONAL	EM9250 BASIC	EM9250 BASIC BIKELINE
CUSTOMIZATION KITS																							
	Side support panel : accessory holder support panel for centering kits and HPC kits, painted in red color (for wheel balancers already painted in red color RAL 3002 - /16)	8-21100258/16		-	-	-	-	-	-	-	-	-	0	0	0	0	0	0	0	0	0	0	0
	Side support panel : accessory holder support panel for centering kits and HPC kits, painted in black color (for wheel balancers already painted in other, NOT RAL 3002 - /16)	8-21100258/90		-	-	-	-	-	-	-	-	-	0	0	0	0	0	0	0	0	0	0	0
	Support panel for HPC High Precision Collets centering kit, painted in red color (for wheel balancers already painted in red color RAL 3002 in /16)	8-21100253/16		-	0	0	0	0	0	0	0	0	-	-	-	-	-	-	-	-	-	-	-
	Support panel for HPC High Precision Collets centering kit, painted in black color (for wheel balancers painted in other colors, NOT RAL 3002 in /16)	8-21100253/90		■	0	0	0	0	0	0	0	0	-	-	-	-	-	-	-	-	-	-	-
	PL50 Foot for installation without anchoring to floor. Maximum wheel weight is limited to 50 Kg with the foot installed.	8-21100158/16		-	-	-	-	-	-	-	-	-	-	-	-	-	0	0	0	0	0	0	0

NEW

■ = Standard ○ = Compatible - = NOT compatible



ACCESSORIES FOR WHEEL BALANCERS FOR CARS AND MOTORCYCLES





	DESCRIPTION	CODE	EYE-LIGHT PLUS	EM9980 C PLUS	EM9780 C PLUS	EM9580 C Plus TOUCHSCR	EM9580 Plus TOUCHSCREEN	EM9580 C Plus	EM9580 Plus	EM9550 C Plus	EM9550 Plus	EM9380 C	EM9380	EM9350 C	EM9350	EM9280 C	EM9280	EM9250 C PREMIUM	EM9250 PREMIUM	EM9250 PROFESSIONAL	EM9250 BASIC	EM9250 BASIC BIKELINE
	Customization colour kit only for EM9250 and EM9280	8-21100245/xx	-	-	-	-	-	-	-	-	-	-	-	-	-	○	○	○	○	○	○	○

NEW

■ = Standard ○ = Compatible - = NOT compatible








ACCESSORIES FOR WHEEL BALANCERS FOR CARS AND MOTORCYCLES

	DESCRIPTION	CODE	EYE-LIGHT PLUS	EM9980 C PLUS	EM9780 C PLUS	EM9580 C Plus TouchScr	EM9580 Plus TOUCHSCREEN	EM9580 C Plus	EM9580 Plus	EM9550 C Plus	EM9550 Plus	EM9380 C	EM9380	EM9350 C	EM9350	EM9280 C	EM9280	EM9250 C PREMIUM	EM9250 PREMIUM	EM9250 PROFESSIONAL	EM9250 BASIC	EM9250 BASIC BIKELINE
MISCELLANEOUS																						
	DISPENSER KIT : easy-to-use dispenser kit for adhesive counterweights coil.	8-21100251	○	○	○	○	○	○	○	○	○	○	○	○	○	○	○	○	○	○	○	○
	Adhesive counterweights coil : metal coil 5 gr x 1200 - 6 kg	8-21100252	○	○	○	○	○	○	○	○	○	○	○	○	○	○	○	○	○	○	○	○
	Complete wheel guard kit for EM92xx series	8-21100246/90	-	-	-	-	-	-	-	-	-	-	-	-	-	○	○	○	○	○	○	○
	CB Pedal clamping brake only for EM9250.	8-21100191	-	-	-	-	-	-	-	-	-	-	-	-	-	-	-	-	-	○	○	○
	AWR adhesive weight remover.	802461006	○	○	○	○	○	○	○	○	○	○	○	○	○	○	○	○	○	○	○	○

NEW

■ = Standard ○ = Compatible - = NOT compatible

ACCESSORIES FOR WHEEL BALANCERS FOR CARS AND MOTORCYCLES

	DESCRIPTION	CODE		EYE-LIGHT PLUS	EM9980 C PLUS	EM9780 C PLUS	EM9580 C Plus TOUCHSCR	EM9580 Plus TOUCHSCREEN	EM9580 C Plus	EM9580 Plus	EM9550 C Plus	EM9550 Plus	EM9380 C	EM9380	EM9350 C	EM9350	EM9280 C	EM9280	EM9250 C PREMIUM	EM9250 PREMIUM	EM9250 PROFESSIONAL	EM9250 BASIC	EM9250 BASIC BIKELINE
	PR Inkjet USB printer.	8-21120005		○	○	○	○	○	-	-	-	-	-	-	-	-	-	-	-	-	-	-	-
	PRS Printer support kit.	8-21100236/90		○	○	○	○	○	-	-	-	-	-	-	-	-	-	-	-	-	-	-	-
	PFC Weight pliers.	802227308		■	■	■	■	■	■	■	■	■	■	■	■	■	■	■	■	■	■	■	■
	Clip for assisted application of adhesive weights only for EM92XX, EM93XX.	8-21100159		-	-	-	■	■	■	■	■	■	○	○	○	○	○	○	○	○	○	○	○
	PPT Bead depressor clamp.	8-21100225		○	○	○	○	○	○	○	○	○	○	○	○	○	○	○	○	○	○	○	○

NEW





■ = Standard ○ = Compatible - = NOT compatible

ACCESSORIES FOR WHEEL BALANCERS FOR CARS AND MOTORCYCLES

DESCRIPTION	CODE	EYE-LIGHT PLUS	EM9980 C PLUS	EM9780 C PLUS	EM9580 C Plus TouchScr	EM9580 Plus TouchSCREEN	EM9580 C Plus	EM9580 Plus	EM9550 C Plus	EM9550 Plus	EM9380 C	EM9380	EM9350 C	EM9350	EM9280 C	EM9280	EM9250 C PREMIUM	EM9250 PREMIUM	EM9250 PROFESSIONAL	EM9250 BASIC	EM9250 BASIC BIKELINE		
WHEEL CENTERING KITS																							
	FBC EVO 3 Basic accessory for centring and clamping passenger car wheels	8-21100202	-	-	-	-	■	-	■	-	■	-	■	-	■	-	■	-	■	■	■	○	
	PCF1 Wheel protector for centring alloy rims	4-115868																					
	CF1 Wheel clamping cap, ø 125 mm	4-115863																					
	CP1 Small cone ø 42÷68 mm	5-107970																					
	CP2 Medium cone ø 60÷87 mm	5-107968																					
	CP3 Large cone ø 83÷103 mm	5-107969																					
	CD1 Spacer cap	4-115864																					
	GBP Wheel fastener ring nut	5-101561																					
	GBP1 Clamp "R"	4-104798																					
	GBP2 Clamp "L"	4-104799																					
	GBP3 Lever	4-104796																					
	MF Threaded hub 181,5 mm	5-101514																					
		SBC Set of 6 bushes for reverse side centring Ø 40 mm	8-21100082	○	○	○	○	○	○	○	○	○	○	○	○	○	○	○	○	○	○	○	○
B1 AUDI, BMW, Chrysler, Opel, Rover, Seat, VW, Daewoo, Galaxy (Ford), Lotus, British-Leyland, Smart (Mercedes), Skoda		4-105075																					
B2 Citroën, Hyundai, Lancia, Maserati, Mazda, Mercedes, Mitsubishi, Nissan, Opel, Peugeot, Saab, Volvo.		4-105076																					
B3 BMW, Jaguar, Aston Martin.		4-105077																					
B4 Ford, Honda, Rover		4-105078																					
B5 Autobianchi, Alfa Romeo, Citroën, Fiat, Lada, Lancia, Jalbot, Biturbo (Maserati), Mazda, Nissan, Peugeot, Porsche, Renault, 2600-3500 serie (Rover), Seat =>90, Skoda, Toyota.		4-105079																					
B7 Citroën, Daihatsu, Honda, Kia, Mazda, Mitsubishi, Peugeot, Rover, Subaru, Toyota, Agila (Opel), Suzuki, Hyuday.		4-105080																					

NEW ■ = Standard ○ = Compatible - = NOT compatible

ACCESSORIES FOR WHEEL BALANCERS FOR CARS AND MOTORCYCLES




	DESCRIPTION	CODE	EYE-LIGHT PLUS	EM9980 C PLUS	EM9780 C PLUS	EM9680 C Plus TOUCHScr	EM9680 Plus TOUCHSCREEN	EM9580 C Plus	EM9580 Plus	EM9550 C Plus	EM9550 Plus	EM9380 C	EM9380	EM9350 C	EM9350	EM9280 C	EM9280	EM9250 C PREMIUM	EM9250 PREMIUM	EM9250 PROFESSIONAL	EM9250 BASIC	EM9250 BASIC BIKE LINE
WHEEL CENTERING AND CLAMPING																						
	HPC High Precision Collets centering kit (8 two-faced slightly tapered bushings)	8-21100244	■	○	○	○	○	○	○	○	○	○	○	○	○	○	○	○	○	○	○	○
	Trolley for HPC kit.	8-21100243/90	○	○	○	○	○	○	○	○	○	○	○	○	○	○	○	○	○	○	○	○
	B6 Bush "Racing" Ø 67 mm for FERRARI / MASERATI	8-21100083	○	○	○	○	○	○	○	○	○	○	○	○	○	○	○	○	○	○	○	○
	B9 Bush OPEL Ø 56,5-65-70,1 mm	8-21100085	○	○	○	○	○	○	○	○	○	○	○	○	○	○	○	○	○	○	○	○

NEW

■ = Standard ○ = Compatible - = NOT compatible











ACCESSORIES FOR WHEEL BALANCERS FOR CARS AND MOTORCYCLES

ACCESSORIES FOR WHEEL BALANCERS FOR CARS AND MOTORCYCLES			EYE-LIGHT PLUS	EM9980 C PLUS	EM9780 C PLUS	EM9580 C Plus TOUCHSCR	EM9580 Plus TOUCHSCREEN	EM9580 C Plus	EM9580 Plus	EM9550 C Plus	EM9550 Plus	EM9380 C	EM9380	EM9350 C	EM9350	EM9280 C	EM9280	EM9250 C PREMIUM	EM9250 PREMIUM	EM9250 PROFESSIONAL	EM9250 BASIC	EM9250 Basic BikeLINE	
	DESCRIPTION	CODE																					
WHEEL CENTERING KITS																							
	RENAULT Set of 5 Renault bushes.	8-21100229		○	○	○	○	○	○	○	○	○	○	○	○	○	○	○	○	○	○	○	○
	B10 60 mm	4-105106																					
	B12 66 mm	4-107025																					
	B13 71 mm	4-107026																					
	B14 89 mm	4-107027																					
	B15 130 mm	4-107028																					
	Kit BMW/MINI Ø 66,5 / Ø 56,5 - 72,5 - 74 mm	8-21100228		○	○	○	○	○	○	○	○	○	○	○	○	○	○	○	○	○	○	○	○
	Kit MERCEDES Ø 57 / Ø 65 / Ø 66,5 ÷ 84 mm	8-21400022		○	○	○	○	○	○	○	○	○	○	○	○	○	○	○	○	○	○	○	○
	B1 Ø 57 mm	4-105075																					
	BMCC Ø 65-Ø 66,5-Ø 84 mm	4-115259																					

NEW





■ = Standard ○ = Compatible - = NOT compatible

ACCESSORIES FOR WHEEL BALANCERS FOR CARS AND MOTORCYCLES

			EYE-LIGHT PLUS	EM9980 C PLUS	EM9780 C PLUS	EM9580 C Plus TouchScr	EM9580 Plus TOUCHSCREEN	EM9580 C Plus	EM9580 Plus	EM9550 C Plus	EM9550 Plus	EM9380 C	EM9380	EM9350 C	EM9350	EM9280 C	EM9280	EM9250 C PREMIUM	EM9250 PREMIUM	EM9250 PROFESSIONAL	EM9250 BASIC	EM9250 BASIC BIKE LINE	
DESCRIPTION			CODE																				
WHEEL CENTERING																							
	CIP Intermediate cone \varnothing 55÷72 mm																						
An indispensable accessory for wheels with plastic wheel covers and aftermarket wheels with short hub holes. The dimensions of the CIP prevent it from protruding through the hub hole at the front, preventing damage to the front of the wheel, as on these wheels, the front diameter of the hub hole is smaller than the diameter of the rear centring hole.			8-21100200	○	○	○	○	○	○	○	○	○	○	○	○	○	○	○	○	○	○	○	○
	ARF Accessory for off-road wheels \varnothing 102,5÷118,5mm \varnothing 101÷119 mm.																						
	CGF Off-road wheel cone (vans)	5-107971	■	■	■	■	■	■	■	■	■	■	■	■	■	■	■	■	■	■	■	■	○
	PCF1 Wheel protector for centring alloy rims	4-115868																					
	CF1 Wheel clamping cap \varnothing 147 mm	4-115863																					
	Centering cone capacity from \varnothing 95 to \varnothing 137 mm.																						
	8-21100096		○	○	○	○	○	○	○	○	○	○	○	○	○	○	○	○	○	○	○	○	○
	CLT Light truck cone \varnothing 110÷132 mm.																						
	DX2 Spacer	341843	○	○	○	○	○	○	○	○	○	○	○	○	○	○	○	○	○	○	○	○	○
	CST Light truck cone \varnothing 110÷132 mm	4-112320																					






NEW ■ = Standard ○ = Compatible - = NOT compatible

ACCESSORIES FOR WHEEL BALANCERS FOR CARS AND MOTORCYCLES

ACCESSORIES FOR WHEEL BALANCERS FOR CARS AND MOTORCYCLES			EYE-LIGHT PLUS	EM9980 C PLUS	EM9780 C PLUS	EM9580 C Plus TOUCHSCR	EM9580 Plus TOUCHSCREEN	EM9580 C Plus	EM9580 Plus	EM9550 C Plus	EM9550 Plus	EM9380 C	EM9380	EM9350 C	EM9350	EM9280 C	EM9280	EM9250 C PREMIUM	EM9250 PREMIUM	EM9250 PROFESSIONAL	EM9250 BASIC	EM9250 BASIC BIKELINE
	DESCRIPTION	CODE																				
WHEEL CENTERING																						
 <p>DX1 CF1 CF2</p>	DX/CBF Centring accessory for van and off-road wheels with central hole with Ø 117÷173 mm.	8-21100141	○	○	○	○	○	○	○	○	○	○	○	○	○	○	○	○	○	○	○	○
	DX1 Spacer	4-107426																				
	CF1 Cone for vans ø 117÷147 mm	4-107423																				
	CF2 Cone for vans 143÷173 mm	4-107424																				
 <p>DX1 CF161</p>	DX1/CF161 Professional centring kits for Mercedes Benz Sprinter and Volkswagen Crafter commercial vehicles with central hole with Ø 161 mm.		○	○	○	○	○	○	○	○	○	○	○	○	○	○	○	○	○	○	○	○
	DX1 Spacer	4-107426																				
	CF161 Centering cone Ø 161 mm	4-131929																				
WHEEL SPACERS																						
	DM Spacer MINI MORRIS Ø 40 mm	8-21100088	○	○	○	○	○	○	○	○	○	○	○	○	○	○	○	○	○	○	○	○
 <p>ARS DARS</p>	ARS Racing" accessory for sports wheels, for use with racing bush	8-21100089	○	○	○	○	○	○	○	○	○	○	○	○	○	○	○	○	○	○	○	○

NEW ■ = Standard ○ = Compatible - = NOT compatible

ACCESSORIES FOR WHEEL BALANCERS FOR CARS AND MOTORCYCLES

DESCRIPTION		CODE	EYE-LIGHT PLUS	EM9980 C PLUS	EM9780 C PLUS	EM9680 C Plus TouchScr	EM9580 Plus TouchSCREEN	EM9680 C Plus	EM9580 Plus	EM9550 C Plus	EM9550 Plus	EM9380 C	EM9380	EM9350 C	EM9350	EM9280 C	EM9280	EM9250 C PREMIUM	EM9250 PREMIUM	EM9250 PROFESSIONAL	EM9250 Basic	EM9250 Basic BIKELINE
WHEEL SPACERS																						
 <p>MF1</p> <p>MF1</p> <p>FIP</p> <p>FIG</p>	ARF1 Special flange for F1 wheels F1 wheel accessory compatible with Ferrari, McLaren and Toyota mountings.	8-21100093	○	○	○	○	○	○	○	○	○	○	○	○	○	○	○		○	○	○	○
	FIG Spacer L=60 mm	4-105181																				
	FIP Spacer L=30 mm	4-105171																				
	MF1 Handle for F1 spacer	459932																				
WHEEL CLAMPING - ASSORTED ACCESSORIES																						
	VGBP Hand wheel for wheel fastener ring.	802260682	-	-	-	-	○	-	○	-	○	-	○	-	○	-	○	-	○	○	○	○
 <p>OR</p> <p>CBG</p>	CBG Cap for clamping alloy rims Ø 210 mm	802459564	○	○	○	○	○	○	○	○	○	○	○	○	○	○	○	○	○	○	○	○
	OR Elastic rubber ring	462817																				
	QLN Ghiera rapida pneumatica Quick Lock. Installable on all models with threaded Ø 40 mm hub. Accessory with compressed air gun for clamping.	8-21100095	-	-	-	-	○	-	○	-	○	-	○	-	○	-	○	-	○	○	○	○

NEW ■ = Standard ○ = Compatible - = NOT compatible

ACCESSORIES FOR WHEEL BALANCERS FOR CARS

FLANGES FOR CLAMPING WHEELS WITH CENTRAL HOLE


To tighten the wheels evenly, directly into the mounting holes of the rim, distributing the clamping pressure around the central hole as the bolts holding the wheel on the vehicle, are available the front pin flanges FPF PREMIUM.

This flanges are used in place of the outer clamping cap and should always be matched with centering cone or centering bushing assuring a virtually error-free centering. The FPF PREMIUM flanges are universal, intuitive and easy to use.

The PCD adjusting is quick and can be used for all types of car, van and SUV rims with central hole both current and past.

High quality results for each balancing without sacrificing valuable time.





EXAMPLE OF USE



NEW

■ = Standard ○ = Compatible - = NOT compatible


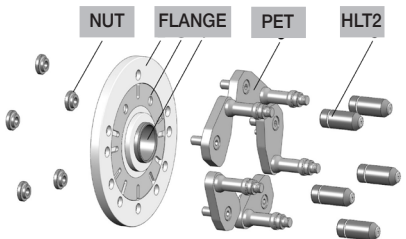

ACCESSORIES FOR WHEEL BALANCERS FOR CARS AND MOTORCYCLES

DESCRIPTION	CODE	EYE-LIGHT PLUS	EM9980 C PLUS	EM9780 C PLUS	EM9680 C Plus TOUCHSCR	EM9580 Plus TOUCHSCREEN	EM9580 C PLUS	EM9580 Plus	EM9550 C PLUS	EM9550 Plus	EM9380 C	EM9380	EM9350 C	EM9350	EM9280 C	EM9280	EM9250 C PREMIUM	EM9250 PREMIUM	EM9250 PROFESSIONAL	EM9250 BASIC	EM9250 BASIC BIKELINE					
FLANGES FOR CLAMPING WHEELS WITH CENTRAL HOLE																										
 <p>FPF PREMIUM 4/8 Quick self-centering flange for wheels with 4 or 8 fixing holes.</p>	8-21120008	○	○	○	○	○	○	○	○	○	○	○	○	○	○	○	○	○	○	○	○					
	<table border="1"> <tr> <td>HST2</td> <td>Medium cap D.24,5 - L = 38 mm</td> <td>4-108079</td> </tr> </table>	HST2	Medium cap D.24,5 - L = 38 mm	4-108079																						
HST2	Medium cap D.24,5 - L = 38 mm	4-108079																								
 <p>FPF PREMIUM 5 Quick self-centering flange for wheels with 5 fixing holes.</p>	8-21120009	○	○	○	○	○	○	○	○	○	○	○	○	○	○	○	○	○	○	○	○					
	<table border="1"> <tr> <td>HLT2</td> <td>Long cap D.24,5 - L = 58 mm</td> <td>3-03371</td> </tr> <tr> <td>HR2</td> <td>Rounded cap D.24,5 - L = 48 mm</td> <td>3-03372</td> </tr> </table>	HLT2	Long cap D.24,5 - L = 58 mm	3-03371	HR2	Rounded cap D.24,5 - L = 48 mm	3-03372																			
	HLT2	Long cap D.24,5 - L = 58 mm	3-03371																							
HR2	Rounded cap D.24,5 - L = 48 mm	3-03372																								
 <p>FPF PREMIUM 6 Quick self-centering flange for wheels with 6 fixing holes.</p>	8-21120010	○	○	○	○	○	○	○	○	○	○	○	○	○	○	○	○	○	○	○	○					
	<table border="1"> <tr> <td>HST2</td> <td>Medium cap D.24,5 - L = 38 mm</td> <td>4-108079</td> </tr> </table>	HST2	Medium cap D.24,5 - L = 38 mm	4-108079																						
HST2	Medium cap D.24,5 - L = 38 mm	4-108079																								
 <p>FPF-C Sleeve for wheel balancers with automatic clamping both electro-mechanical and air system.</p>	8-21120011	○	○	○	○	-	○	-	○	-	○	-	○	-	○	-	○	-	-	-	-					

NEW

■ = Standard ○ = Compatible - = NOT compatible

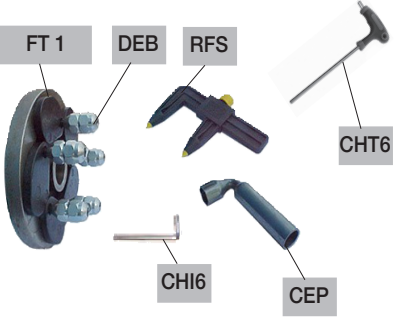
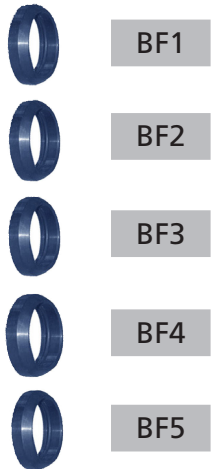
ACCESSORIES FOR WHEEL BALANCERS FOR CARS AND MOTORCYCLES

			EYE-LIGHT PLUS	EM9980 C PLUS	EM9780 C PLUS	EM9580 C Plus TouchScr	EM9580 PLUS TOUCHSCREEN	EM9580 C Plus	EM9580 Plus	EM9550 C Plus	EM9550 Plus	EM9380 C	EM9380	EM9350 C	EM9350	EM9280 C	EM9280	EM9250 C PREMIUM	EM9250 PREMIUM	EM9250 PROFESSIONAL	EM9250 BASIC	EM9250 BASIC BIKELINE	
	DESCRIPTION	CODE																					
FLANGES FOR CLAMPING WHEELS WITH CENTRAL HOLE																							
	FPF-2 BMW Universal flange kit for wheels with central hole (Ø 4x100/5x120/5x112).	8-21100145	○	○	○	○	○	○	○	○	○	○	○	○	○	○	○	○	○	○	○	○	○
	FPF Basic Universal flange kit for wheels with central hole Ø 40 mm.	8-21100152	○	○	○	○	○	○	○	○	○	○	○	○	○	○	○	○	○	○	○	○	○
	HLT2 Cap ø 22,5 L 58	4-109127																					
	PET Basic petal	4-108097																					
SPECIAL hub																							
	TR 40 Oversize hub ø 40 mm - L = 220 mm	8-21100193	-	-	-	-	○	-	○	-	○	-	○	-	○	-	○	-	○	○	○	○	○

NEW

■ = Standard ○ = Compatible - = NOT compatible






ACCESSORIES FOR WHEEL BALANCERS FOR CARS AND MOTORCYCLES

DESCRIPTION	CODE	EYE-LIGHT PLUS	EM9980 C PLUS	EM9780 C PLUS	EM9580 C Plus TOUCHSCR	EM9580 Plus TOUCHSCREEN	EM9580 C Plus	EM9580 Plus	EM9550 C Plus	EM9550 Plus	EM9380 C	EM9380	EM9350 C	EM9350	EM9280 C	EM9280	EM9250 C PREMIUM	EM9250 PREMIUM	EM9250 PROFESSIONAL	EM9250 BASIC	EM9250 BASIC BIKELINE																
FLANGES FOR CLAMPING WHEELS WITH AND WITHOUT CENTRAL HOLE																																					
 <p>FRU-SA D.40 Universal flange for wheels with or without central hole.</p>	8-21100091																																				
		<table border="1"> <tr> <td>FT 1</td> <td>Connecting rod with pin</td> <td>4-105873</td> </tr> <tr> <td>DEB</td> <td>Conical/spheric nut for wheel fixing</td> <td>321878</td> </tr> <tr> <td>CHT6</td> <td>Chiave esagonale a T CH 6</td> <td>4-105877</td> </tr> <tr> <td>RFS</td> <td>Caliper</td> <td>441286</td> </tr> <tr> <td>CEP</td> <td>Hexagonal key CH 22</td> <td>426517</td> </tr> <tr> <td>CHI 6</td> <td>Hexagonal key CH 6</td> <td>600906</td> </tr> </table>	FT 1	Connecting rod with pin	4-105873	DEB	Conical/spheric nut for wheel fixing	321878	CHT6	Chiave esagonale a T CH 6	4-105877	RFS	Caliper	441286	CEP	Hexagonal key CH 22	426517	CHI 6	Hexagonal key CH 6	600906																	
FT 1	Connecting rod with pin	4-105873																																			
DEB	Conical/spheric nut for wheel fixing	321878																																			
CHT6	Chiave esagonale a T CH 6	4-105877																																			
RFS	Caliper	441286																																			
CEP	Hexagonal key CH 22	426517																																			
CHI 6	Hexagonal key CH 6	600906																																			
 <p>BVFF Set of 5 bushes for precise centring on FRU flange.</p>	8-21100092																																				
		<table border="1"> <tr> <td>BF1</td> <td>Bushing ø 55 Peugeot</td> <td>4-105110</td> </tr> <tr> <td>BF2</td> <td>Bushing ø 58,1 Fiat Ritmo and Citroën CX/Evasion, Peugeot 806</td> <td>4-105174</td> </tr> <tr> <td>BF3</td> <td>Bushing ø 60,1 Renault</td> <td>4-105175</td> </tr> <tr> <td>BF4</td> <td>Bushing ø 65 Peugeot, Citroën</td> <td>4-105176</td> </tr> <tr> <td>BF5</td> <td>Bushing ø 57 BMW,VW, AUDI, SEAT</td> <td>4-106570</td> </tr> </table>	BF1	Bushing ø 55 Peugeot	4-105110	BF2	Bushing ø 58,1 Fiat Ritmo and Citroën CX/Evasion, Peugeot 806	4-105174	BF3	Bushing ø 60,1 Renault	4-105175	BF4	Bushing ø 65 Peugeot, Citroën	4-105176	BF5	Bushing ø 57 BMW,VW, AUDI, SEAT	4-106570																				
BF1	Bushing ø 55 Peugeot	4-105110																																			
BF2	Bushing ø 58,1 Fiat Ritmo and Citroën CX/Evasion, Peugeot 806	4-105174																																			
BF3	Bushing ø 60,1 Renault	4-105175																																			
BF4	Bushing ø 65 Peugeot, Citroën	4-105176																																			
BF5	Bushing ø 57 BMW,VW, AUDI, SEAT	4-106570																																			

NEW

■ = Standard ○ = Compatible - = NOT compatible



ACCESSORIES FOR WHEEL BALANCERS FOR CARS AND MOTORCYCLES

DESCRIPTION	CODE	EYE-LIGHT PLUS	EM9980 C PLUS	EM9780 C PLUS	EM9580 C Plus TOUCHSCR	EM9580 Plus TOUCHSCREEN	EM9580 C Plus	EM9580 Plus	EM9550 C Plus	EM9550 Plus	EM9380 C	EM9380	EM9350 C	EM9350	EM9280 C	EM9280	EM9250 C PREMIUM	EM9250 PREMIUM	EM9250 PROFESSIONAL	EM9250 BASIC	EM9250 BASIC BIKE LINE
		FLANGES FOR CLAMPING WHEELS WITH AND WITHOUT CENTRAL HOLE																			
 <p>Locking disc for BVFF bushes for FRU-SA flange, for wheel balancers with manual clamping</p>	8-21100207	-	-	-	-	○	-	○	-	○	-	○	-	○	-	○	-	○	○	○	○
 <p>Locking disc for BVFF bushes for FRU-SA flange, for wheel balancers with automatic "C" clamping</p>	8-21100208	○	○	○	○	-	○	-	○	-	○	-	○	-	○	-	○	-	-	-	-
 <p>BCO Set of five conical washers for FRU-SA for use with DCL and DEB when working with holes with ø greater than 21 mm</p>	802321387	○	○	○	○	○	○	○	○	○	○	○	○	○	○	○	○	○	○	○	○
 <p>DCL Set of five conical nuts for alloy rims with FRU-SA flange.</p>	802322075	○	○	○	○	○	○	○	○	○	○	○	○	○	○	○	○	○	○	○	○
 <p>DMS Set of five spherical nuts for alloy rims with FRU-SA flange.</p>	802322076	○	○	○	○	○	○	○	○	○	○	○	○	○	○	○	○	○	○	○	○

NEW

■ = Standard ○ = Compatible - = NOT compatible

ACCESSORIES FOR WHEEL BALANCERS FOR CARS AND MOTORCYCLES






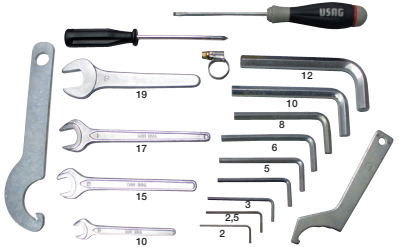
	DESCRIPTION	CODE		EYE-LIGHT PLUS	EM9980 C PLUS	EM9780 C PLUS	EM9580 C Plus TouchScr	EM9580 Plus TouchSCREEN	EM9580 C Plus	EM9580 Plus	EM9550 C Plus	EM9550 Plus	EM9380 C	EM9380	EM9350 C	EM9350	EM9280 C	EM9280	EM9250 C PREMIUM	EM9250 PREMIUM	EM9250 PROFESSIONAL	EM9250 BASIC	EM9250 BASIC BIKELINE
	DC5 Set of five special nuts for Citroen C5.	802262700		○	○	○	○	○	○	○	○	○	○	○	○	○	○	○	○	○	○	○	○
	SDR Set of five special nuts for quick wheel fastening.	802231479		○	○	○	○	○	○	○	○	○	○	○	○	○	○	○	○	○	○	○	○

NEW

■ = Standard ○ = Compatible - = NOT compatible



ACCESSORIES FOR WHEEL BALANCERS FOR CARS AND MOTORCYCLES

DESCRIPTION	CODE	EYE-LIGHT PLUS	EM9980 C PLUS	EM9780 C PLUS	EM9580 C Plus TOUCHScr	EM9580 Plus TOUCHSCREEN	EM9580 C Plus	EM9580 Plus	EM9550 C Plus	EM9550 Plus	EM9380 C	EM9380	EM9350 C	EM9350	EM9280 C	EM9280	EM9250 C PREMIUM	EM9250 PREMIUM	EM9250 PROFESSIONAL	EM9250 BASIC	EM9250 BASIC BIKE LINE
CALIBRATION AND TECHNICAL SUPPORT SYSTEM																					
	BLCK-1 Laser calibrator for EM9980-C Plus, Eyclight Plus, EM9780 Plus	8-21120001	○	○	○	-	-	-	-	-	-	-	-	-	-	-	-	-	-	-	-
	KEYFOB-2 programmer for MCM board for EM9550, EM9580, EM9980C and EYELIGHT.	8-21120003	○	○	○	○	○	○	○	○	-	-	-	-	-	-	-	-	-	-	-
	RS232 serial cable (mbu - mbe - seb).	8-21100224	○	○	○	○	○	○	○	○	○	○	○	○	○	○	○	○	○	○	○
	USB-RS232 adapter kit.	8-21100226	○	○	○	○	○	○	○	○	○	○	○	○	○	○	○	○	○	○	○
	SLUG Sample weight for calibration.	8-21100221	■	■	■	■	■	■	■	■	■	■	■	■	■	■	■	■	■	■	■
	Tool kit.	8-21100197	○	○	○	○	○	○	○	○	○	○	○	○	○	○	○	○	○	○	○

NEW

■ = Standard ○ = Compatible - = NOT compatible

ACCESSORIES FOR WHEEL BALANCERS FOR MOTORCYCLES

CENTERING AND CLAMPING ACCESSORIES FOR MOTORCYCLE WHEELS

In the range of accessories for off-the-vehicle wheel balancers is now available the new BIKES UNIVERSAL KIT with various additional sets for centering and dynamic balancing of motorcycle wheels.

Easy to install and quickly to use. Ideal for small scooter wheels up to 21 inches large off-road type; without forgetting the wide chopper type and those monolever without bearings.


Balancing results excellent!

Universal for all wheel balancers in range both manual and automatic clamping.


EXAMPLE OF USE




Shaft with centering cones.



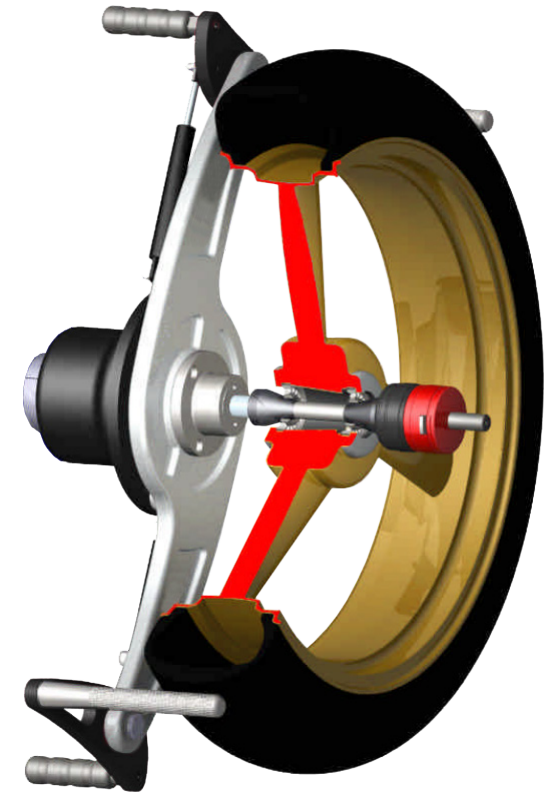
Shaft with centering sleeves.



Motorcycle shaft with same diameter as the floating bearing.



Shaft with special centering kit.



NEW

 **CORGI**

ACCESSORIES FOR WHEEL BALANCERS FOR MOTORCYCLES



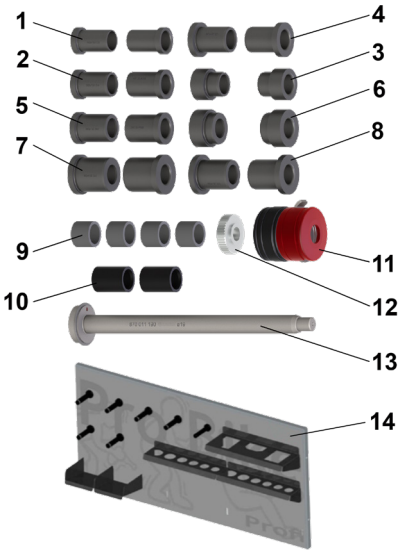
ACCESSORIES FOR WHEEL BALANCERS FOR MOTORCYCLES			EYE-LIGHT PLUS	EM9980 C PLUS	EM9780 C PLUS	EM9580 C Plus TOUCHScr	EM9580 Plus TOUCHSCREEN	EM9580 C Plus	EM9580 Plus	EM9550 C Plus	EM9550 Plus	EM9380 C	EM9380	EM9350 C	EM9350	EM9280 C	EM9280	EM9250 C PREMIUM	EM9250 PREMIUM	EM9250 PROFESSIONAL	EM9250 BASIC	EM9250 Basic BikeLine		
DESCRIPTION	CODE																							
MOTORCYCLE STANDARD ACCESSORIES																								
	BIKE UNIVERSAL KIT	8-21120012	○	○	○	○	○	○	○	○	○	○	○	○	○	○	○	○	○	○	○	■		
	Basic device for balancing motorcycles and scooters wheels. Wheel holder shaft 14 mm.																							
	1	DRAGGING GROUP	3-03408																					
	2	CYLINDRICAL CHUCK	3-03409																					
	3	HEXAGON SOCKET SCREW M 6X14	3-03410																					
	4	SINGLE HEAD WRENCH SW50	3-03411																					
	5	WHEEL HOLDER SHAFT Ø 14 MM	3-03412																					
	6	CENTERING CONE 15÷30 MM	3-03413																					
	7	CENTERING CONE 16÷45 MM (SCOOTER)	3-03414																					
	8	QUICK FIX FOR SHAFT Ø 14 MM	3-03415																					
	9	WALL BOARD	3-03416																					
	10	SHORT SPACER	3-03417																					
	11	M 14 KNURLED NUT	3-03418																					
	12	HEXAGON SOCKET HEAD KEY SW4	3-03419																					
	13	CENTERING SLEEVE Ø 15 MM	3-03420																					
	14	CENTERING SLEEVE Ø 17 MM	3-03421																					
	15	CENTERING SLEEVE Ø 20 MM	3-03422																					
16	PIAGGIO CENTERING SLEEVE	3-03423																						
17	BMW/HONDA PRESSURE PIECE	3-03407																						
	Ø10mm Centering shaft extra-long 230mm, for possible completion of code 8-21120012	8-21100257	○	○	○	○	○	○	○	○	○	○	○	○	○	○	○	○	○	○	○	○		
	1	SHAFT Ø 10 MM	3-03864																					
	2	SPACER	3-03865																					
	3	CENTERING CONE D. 12÷20 MM	3-03866																					
	4	RING NUT M 10	3-03867																					

NEW

■ = Standard ○ = Compatible - = NOT compatible



ACCESSORIES FOR WHEEL BALANCERS FOR MOTORCYCLES

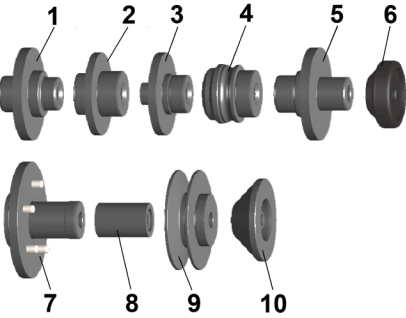


ACCESSORIES FOR WHEEL BALANCERS FOR MOTORCYCLES			EYE-LIGHT PLUS	EM9980 C PLUS	EM9780 C PLUS	EM9580 C Plus TOUCHSCR	EM9580 Plus TOUCHSCREEN	EM9580 C Plus	EM9580 Plus	EM9550 C Plus	EM9550 Plus	EM9380 C	EM9380	EM9350 C	EM9350	EM9280 C	EM9280	EM9250 C PREMIUM	EM9250 PREMIUM	EM9250 PROFESSIONAL	EM9250 BASIC	EM9250 BASIC BIKELINE																																									
	DESCRIPTION	CODE																																																													
MOTORCYCLE STANDARD ACCESSORIES																																																															
	PRA3 Motorcycle extension for sensor. For models <u>with</u> clip.	8-21100116	-	-	-	○	○	○	○	○	○	○	○	○	○	○	○	○	○	○	○	○																																									
	PRA4 Motorcycle extension for sensor. For models <u>without</u> clip.	8-21100155	-	-	-	-	-	-	-	-	-	○	○	○	○	○	○	○	○	○	○	■																																									
	BIKE UPGRADE KIT 19 Additional module to BIKE UNIVERSAL KIT.	8-21120013	○	○	○	○	○	○	○	○	○	○	○	○	○	○	○	○	○	○	○	○																																									
	<table border="1"> <tbody> <tr> <td>1</td> <td>CENTERING SLEEVE D. 22 mm</td> <td>3-03383</td> </tr> <tr> <td>2</td> <td>CENTERING SLEEVE D. 25,4 mm</td> <td>3-03384</td> </tr> <tr> <td>3</td> <td>CENTERING SLEEVE D. 25 mm</td> <td>3-03385</td> </tr> <tr> <td>4</td> <td>CENTERING SLEEVE D. 26 mm</td> <td>3-03386</td> </tr> <tr> <td>5</td> <td>CENTERING SLEEVE D. 28 mm</td> <td>3-03387</td> </tr> <tr> <td>6</td> <td>CENTERING SLEEVE D. 32 mm</td> <td>3-03388</td> </tr> <tr> <td>7</td> <td>CENTERING SLEEVE D. 35 mm</td> <td>3-03389</td> </tr> <tr> <td>8</td> <td>CENTERING SLEEVE D. 30 mm</td> <td>3-03390</td> </tr> <tr> <td>9</td> <td>SHORT SPACER D. 20 mm</td> <td>3-03391</td> </tr> <tr> <td>10</td> <td>HARLEY D. PRESSURE SWITCH</td> <td>3-03392</td> </tr> <tr> <td>11</td> <td>QUICK FIX FOR SHAFT D. 19</td> <td>3-03393</td> </tr> <tr> <td>12</td> <td>M 14 KNURLED NUT</td> <td>3-03418</td> </tr> <tr> <td>13</td> <td>WHEEL HOLDER SHAFT D. 19 mm</td> <td>3-03396</td> </tr> <tr> <td>14</td> <td>WALL BOARD</td> <td>3-03395</td> </tr> </tbody> </table>	1	CENTERING SLEEVE D. 22 mm	3-03383	2	CENTERING SLEEVE D. 25,4 mm	3-03384	3	CENTERING SLEEVE D. 25 mm	3-03385	4	CENTERING SLEEVE D. 26 mm	3-03386	5	CENTERING SLEEVE D. 28 mm	3-03387	6	CENTERING SLEEVE D. 32 mm	3-03388	7	CENTERING SLEEVE D. 35 mm	3-03389	8	CENTERING SLEEVE D. 30 mm	3-03390	9	SHORT SPACER D. 20 mm	3-03391	10	HARLEY D. PRESSURE SWITCH	3-03392	11	QUICK FIX FOR SHAFT D. 19	3-03393	12	M 14 KNURLED NUT	3-03418	13	WHEEL HOLDER SHAFT D. 19 mm	3-03396	14	WALL BOARD	3-03395																				
1	CENTERING SLEEVE D. 22 mm	3-03383																																																													
2	CENTERING SLEEVE D. 25,4 mm	3-03384																																																													
3	CENTERING SLEEVE D. 25 mm	3-03385																																																													
4	CENTERING SLEEVE D. 26 mm	3-03386																																																													
5	CENTERING SLEEVE D. 28 mm	3-03387																																																													
6	CENTERING SLEEVE D. 32 mm	3-03388																																																													
7	CENTERING SLEEVE D. 35 mm	3-03389																																																													
8	CENTERING SLEEVE D. 30 mm	3-03390																																																													
9	SHORT SPACER D. 20 mm	3-03391																																																													
10	HARLEY D. PRESSURE SWITCH	3-03392																																																													
11	QUICK FIX FOR SHAFT D. 19	3-03393																																																													
12	M 14 KNURLED NUT	3-03418																																																													
13	WHEEL HOLDER SHAFT D. 19 mm	3-03396																																																													
14	WALL BOARD	3-03395																																																													

NEW

■ = Standard ○ = Compatible - = NOT compatible



ACCESSORIES FOR WHEEL BALANCERS FOR MOTORCYCLES

DESCRIPTION	CODE	EYE-LIGHT PLUS	EM9980 C PLUS	EM9780 C PLUS	EM9580 C Plus TouchScr	EM9580 Plus TOUCHSCREEN	EM9580 C Plus	EM9580 Plus	EM9550 C Plus	EM9550 Plus	EM9380 C	EM9380	EM9350 C	EM9350	EM9280 C	EM9280	EM9250 C PREMIUM	EM9250 PREMIUM	EM9250 PROFESSIONAL	EM9250 BASIC	EM9250 BASIC BikeLine	
MOTORCYCLE STANDARD ACCESSORIES																						
	BIKE MONOLEVER KIT 19 Additional module to BIKE UPGRADE KIT for motorcycle wheels with monolever.	8-21120014	○	○	○	○	○	○	○	○	○	○	○	○	○	○	○	○	○	○	○	
	1	CENTERING SLEEVE DUCATI/TRIUMPH	3-03397																			
	2	CENTERING SLEEVE MV AGUSTA/HONDA	3-03398																			
	3	CENTERING SLEEVE HONDA GL 1800 / NTV 650	3-03399																			
	4	CENTERING SLEEVE APRILIA/BMW/YAMAHA	3-03400																			
	5	CENTERING SLEEVE TRIUMPH/HONDA VFR1200	3-03401																			
	6	PRESSUR PIECE	3-03402																			
	7	CENTERING FLANGE KTM SUPERDUKE+TRIUMPH	3-03403																			
	8	SPACING SLEEVE, LONG	3-03404																			
	9	CENTERING DISC BMW II (FROM YEAR OF MANUFACTURE 2005) ALSO R V1200 GS	3-03405																			
	10	CENTERING DISC BMW I (FROM YEAR OF MANUFACTURE 2005) APART R V1200 GS, MOTO GUZZI (FROM 2008) (INTERNAL Ø 14)	3-03406																			
	Ø14mm Centering shaft extra-long 318mm, for possible completion of code 8-21120012	8-21120016	○	○	○	○	○	○	○	○	○	○	○	○	○	○	○	○	○	○	○	
	Ø19mm Centering shaft extra-long 365mm, for possible completion of code 8-21120013	8-21120017	○	○	○	○	○	○	○	○	○	○	○	○	○	○	○	○	○	○	○	

NEW

■ = Standard ○ = Compatible - = NOT compatible




WHEEL BALANCERS FOR CAR MOBILE SERVICE

EM 9050 SPACESAVER



STANDARD ACCESSORIES




Ø 42÷103,5 mm



x3



FOR HAND SPIN
VERSION



FOR MOTORIZED
VERSION



CODE	ELECTRICAL SUPPLY	DESCRIPTION
0-21109051/16	230V/1Ph/50-60Hz	EM 9050 SPACESAVER - Hand Spin Portable wheel balancer for car tyres, compact in dimensions and weight; specially designed for the mobile service and for workshops having a reduced working space. Manual spin version. SmartArm 28" automatic wheel sizes detection. Lever operated brake.
0-21109050/16	230V/1Ph/50-60Hz	EM 9050 SPACESAVER - Motorized Spin Portable wheel balancer for car tyres, compact in dimensions and weight; specially designed for the mobile service and for workshops having a reduced working space. Lever-actuated motorized spin version. SmartArm automatic wheel sizes detection. Lever operated brake.
0-21109055/16	115V/1Ph/50-60Hz	As above, but with different power supply

NEW



WHEEL BALANCERS FOR CAR MOBILE SERVICE

EM 9050 SPACESAVER - TILT UP - HAND SPIN



STANDARD ACCESSORIES



CODE	ELECTRICAL SUPPLY	DESCRIPTION
0-21109052/16	230V/1Ph/50-60Hz	EM 9050 SPACESAVER - TILT UP - Hand Spin Special version for mobile service. Ideal to work inside the van thanks to the possibility of tilting the measuring unit to vertical position. Manual spin version, SmartArm automatic wheel size detection. Lever operated brake.

NEW




WHEEL BALANCERS FOR CAR MOBILE SERVICE

EM 9050 SPACESAVER - SLIDE - Motorized Spin



STANDARD ACCESSORIES





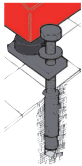


CODE	ELECTRICAL SUPPLY	DESCRIPTION
0-21109053/16	230V/1P _H /50-60Hz	EM 9050 SPACESAVER - SLIDE - Motorized Spin Special version for mobile service. It can be extracted from the side door and allows working comfortably outside the van. Lever-actuated motorised spin version, SmartArm automatic wheel size detection. Lever operated brake.

NEW

CORGHI

RECOMMENDED ACCESSORIES FOR CAR MOBILE SERVICE

	DESCRIPTION	CODE		EM 9050 HS	EM 9050 Motor	EM 9050 Tilt	EM 9050 Slide
	PL -side foot for installation without anchoring to floor; available in red (/16) and grey (/90) color (not for EM9050 SLIDE version)	8-21101100/XX		O	O	O	-
	Trolley Kit for an easier handling (not for EM9050 SLIDE version)	8-21101200		O	O	O	-
	AL12 - 12v power supply kit (only for EM9050 Hand Spin versions)	8-21101000		O	-	O	-
	TILT kit to obtain the TILT version; Ideal to work inside the van thanks to the possibility of tilting the measuring unit to vertical position	8-21101300		O	O	-	-
	KFTU Kit - anchoring kit to floor (already supplied with EM9050 Hand Spind, EM9050 Motorized Spin, EM9050 TILT UP)	8-21101010		■	■	■	-

NEW

■ = Standard O = Compatible - = NOT compatible


RECOMMENDED ACCESSORIES FOR CAR MOBILE SERVICE


	DESCRIPTION	CODE		EM 9050 HS	EM 9050 Motor	EM 9050 Tilt	EM 9050 Slide																		
	ARF Accessory for of-road wheels Ø 102,5÷118,5 mm.	8-21100080		○	○	○	○																		
	MLC Handle spin for FRU-SA flange	802244344		○	-	○	-																		
	DX/CFB Centring accessory for vans and of-road wheels Ø 117÷173 mm. <table border="1" data-bbox="645 687 1541 778"> <tr> <td>DX1</td> <td>Spacer</td> <td>4-107426</td> </tr> <tr> <td>CF1</td> <td>Cone for vans ø 117÷147 mm</td> <td>4-107423</td> </tr> <tr> <td>CF2</td> <td>Cone for vans ø 143÷173 mm</td> <td>4-107424</td> </tr> </table>	DX1	Spacer	4-107426	CF1	Cone for vans ø 117÷147 mm	4-107423	CF2	Cone for vans ø 143÷173 mm	4-107424	8-21100141		○	○	○	○									
DX1	Spacer	4-107426																							
CF1	Cone for vans ø 117÷147 mm	4-107423																							
CF2	Cone for vans ø 143÷173 mm	4-107424																							
	SBC Set of six centring bushes ø 40 mm. <table border="1" data-bbox="645 879 1541 1166"> <tr> <td>B1</td> <td>AUDI, BMW, Chrysler, Opel, Rover, Seat, VW, Daewoo, Galaxy (Ford), Lotus, British-Leyland, Smart (Mercedes), Skoda</td> <td>4-105075</td> </tr> <tr> <td>B2</td> <td>Citröen, Hyundai, Lancia, Maserati, Mazda, Mercedes, Mitsubishi, Nissan, Opel, Peugeot, Saab, Volvo.</td> <td>4-105076</td> </tr> <tr> <td>B3</td> <td>BMW, Jaguar, Aston Martin.</td> <td>4-105077</td> </tr> <tr> <td>B4</td> <td>Ford, Honda, Rover</td> <td>4-105078</td> </tr> <tr> <td>B5</td> <td>Autobianchi, Alfa Romeo, Citröen, Fiat, Lada, Lancia, Jalbot, Biturbo (Maserati), Mazda, Nissan, Peugeot, Porsche, Renault, 2600-3500 serie (Rover), Seat =>90, Skoda, Toyota.</td> <td>4-105079</td> </tr> <tr> <td>B7</td> <td>Citröen, Daihatsu, Honda, Kia, Mazda, Mitsubishi, Peugeot, Rover, Subaru, Toyota, Agila (Opel), Suzuki, Hyuday.</td> <td>4-105080</td> </tr> </table>	B1	AUDI, BMW, Chrysler, Opel, Rover, Seat, VW, Daewoo, Galaxy (Ford), Lotus, British-Leyland, Smart (Mercedes), Skoda	4-105075	B2	Citröen, Hyundai, Lancia, Maserati, Mazda, Mercedes, Mitsubishi, Nissan, Opel, Peugeot, Saab, Volvo.	4-105076	B3	BMW, Jaguar, Aston Martin.	4-105077	B4	Ford, Honda, Rover	4-105078	B5	Autobianchi, Alfa Romeo, Citröen, Fiat, Lada, Lancia, Jalbot, Biturbo (Maserati), Mazda, Nissan, Peugeot, Porsche, Renault, 2600-3500 serie (Rover), Seat =>90, Skoda, Toyota.	4-105079	B7	Citröen, Daihatsu, Honda, Kia, Mazda, Mitsubishi, Peugeot, Rover, Subaru, Toyota, Agila (Opel), Suzuki, Hyuday.	4-105080	8-21100082		○	○	○	○
B1	AUDI, BMW, Chrysler, Opel, Rover, Seat, VW, Daewoo, Galaxy (Ford), Lotus, British-Leyland, Smart (Mercedes), Skoda	4-105075																							
B2	Citröen, Hyundai, Lancia, Maserati, Mazda, Mercedes, Mitsubishi, Nissan, Opel, Peugeot, Saab, Volvo.	4-105076																							
B3	BMW, Jaguar, Aston Martin.	4-105077																							
B4	Ford, Honda, Rover	4-105078																							
B5	Autobianchi, Alfa Romeo, Citröen, Fiat, Lada, Lancia, Jalbot, Biturbo (Maserati), Mazda, Nissan, Peugeot, Porsche, Renault, 2600-3500 serie (Rover), Seat =>90, Skoda, Toyota.	4-105079																							
B7	Citröen, Daihatsu, Honda, Kia, Mazda, Mitsubishi, Peugeot, Rover, Subaru, Toyota, Agila (Opel), Suzuki, Hyuday.	4-105080																							
	VGBP Handle for wheel ring nut	802260682		○	■	○	■																		

NEW

■ = Standard ○ = Compatible - = NOT compatible

RECOMMENDED ACCESSORIES FOR CAR MOBILE SERVICE

	DESCRIPTION	CODE		EM 9050 HS	EM 9050 Motor	EM 9050 Tilt	EM 9050 Slide
	LASER BLADE KIT : Upgrade kit to guide the operator in choosing the rim's inner planes without any errors and with extremely good visibility	8-21120022		○	○	○	○



NEW

■ = Standard ○ = Compatible - = NOT compatible

WHEEL BALANCERS FOR TRUCK MOBILE SERVICE

ET 1050 MOBILE TRUCK



STANDARD ACCESSORIES






CODE	ELECTRICAL SUPPLY	DESCRIPTION
0-21101050/34	100÷230V/1PH/50-60Hz	ET1050 MOBILE TRUCK Hand spin. Portable wheel balancer for cars, trucks and bus tyres, compact in dimensions and weight; It can be fitted on every type of tyre changer for trucks with 4-arms wheel clamping system. Specially designed for the mobile service and for workshops having a reduced working space.
8-21101051		Compulsory customizing ET1050 Mobile Truck

NEW



RECOMMENDED ACCESSORIES FOR ET 1050 MOBILE TRUCK

	DESCRIPTION	CODE	
	ART40 - TRUCKS FLANGES CENTERING KIT	8-21900220	
	GGR40 - Centering kit diam 40 for central hole wheels 183,5÷223 mm - 17,5"-19.5"rims (IVECO-MAN- DAF)	8-21100261	
	CAR MATE centering and clamping kit \varnothing 42÷ 103,5 mm	8-21100278	

NEW

■ = Standard ○ = Compatible - = NOT compatible


FINISH BALANCERS FOR TRUCKS AND PASSENGER CAR

EF14



STANDARD ACCESSORIES

COD.
802227308



CODE	ELECTRICAL SUPPLY	DESCRIPTION
2224060301/16	230V / 3PH / 60Hz	EF14 Electronic finish balancer for cars, trucks and buses, whit removable control console (LCD display), CE
2224060101/16	400V / 3PH / 50Hz	EF14 Electronic finish balancer for cars, trucks and buses, whit removable control console (LCD display), CE
2224060501/16	400V / 3PH / 60Hz	EF14 Electronic finish balancer for cars, trucks and buses, whit removable control console (LCD display), CE

NEW

CORGHI


FINISH BALANCERS FOR PASSENGER CAR

EF13



STANDARD ACCESSORIES

COD.
802227308







CODE	ELECTRICAL SUPPLY	DESCRIPTION
2214060101/16	400V / 3Ph / 50Hz	EF13 Electronic finish balancer for cars, whit removable control console (LCD display), CE

NEW



ACCESSORIES FOR FINISH WHEEL BALANCERS

	DESCRIPTION	CODE		EF14	EF13
	L 32 Pick-up detector for trucks.	2820090101		○	-
	P21 Pick-up detector for cars.	2810110101		○	○
	R.O.T. Optocal relay unit for simultaneous balancing of 2 driving wheels.	802228099		○	○
	AWR Ahdesive weight remover.	802461006		○	○

NEW


■ = Standard ○ = Compatible - = NOT compatible

OFF-THE-VEHICLE WHEEL BALANCERS FOR TRUCKS

ET88



STANDARD ACCESSORIES



* The ET88 without wheel guard has a single handling handle instead of a maneuver handle with accessory holder

CODE	ELECTRICAL SUPPLY	DESCRIPTION
2121110101/16	230V / 1P _H / 50Hz	ET88 Motorized machine for truck wheels with automatic data input, including monitor, wheel lifter and wheel guard.
2121110201/16	115V / 1P _H / 60Hz	ET88 Motorized machine for truck wheels with automatic data input, including monitor, wheel lifter and wheel guard.
2121110501/16	230V / 1P _H / 50Hz	ET88 Motorized machine for truck wheels with automatic data input, including monitor, wheel lifter (wheel guard NOT included) *
2121110502/16	230V / 1P _H / 60Hz	ET88 Motorized machine for truck wheels with automatic data input, including monitor, wheel lifter (wheel guard NOT included) *

NEW



OFF-THE-VEHICLE WHEEL BALANCERS FOR TRUCKS

ET77



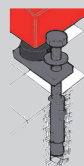

STANDARD ACCESSORIES



COD.
802227308



COD.
238304



CODE	ELECTRICAL SUPPLY	DESCRIPTION
2123120101/16	230V / 1P _H / 50-60Hz	ET77 LED display, motorized machine for truck wheels with automatic data input, including wheel lifter and wheel guard.
2123120201/16	115V / 1P _H / 60Hz	ET77 LED display, motorized machine for truck wheels with automatic data input, including wheel lifter and wheel guard.
2123120501/16	230V / 1P _H / 50Hz	ET77 LED display, motorized machine for truck wheels with automatic data input, including wheel lifter (wheel guard NOT included).

NEW



OFF-THE-VEHICLE WHEEL BALANCERS FOR TRUCKS

ET1450



NEW


STANDARD ACCESSORIES



COD.
802227308



COD.
238304



CODE	ELECTRICAL SUPPLY	DESCRIPTION	
0-21101450/16	200÷230V/1Ph/50-60Hz	ET1450 MO - Compact motorized truck/bus balancer, SmartArm 28", AWC, automatic brake at the end of the spin; Inverter Technology System; integrated wheel lift	
0-21101452/16	100÷115V/1Ph/50-60Hz	ET1450 <i>As above</i> but with different power supply	
0-21101451/16	200÷230V/1Ph/50-60Hz	ET1450 HS - Compact handspin truck/bus balancer, SmartArm 28", AWC, manual brake, integrated wheel lift	
0-21101453/16	100÷115V/1Ph/50-60Hz	ET1450 <i>As above</i> but with different power supply	

NEW








ACCESSORIES FOR OFF-THE-VEHICLE WHEEL BALANCERS FOR TRUCKS

	DESCRIPTION	CODE	ET88	ET77	ET1450 MO	ET1450 HS
CENTRING AND CLAMPING						
<p>NEW</p>	KIT ART 40 EVO - Premium heavy duty adaptor kit		8-21100269	-	-	O O
	FAT 1	FAT1 EVO SUPPORT FLANGE FOR TRUCK RIMS WITH CENTRAL HOLE Ø160/176/200 mm	4-141439			
	FAT 2	FAT2 EVO SUPPORT FLANGE FOR TRUCK RIMS WITH CENTRAL HOLE Ø220/280 mm	4-141440			
	PT	PIN FOR CENTERING TRUCK WHEELS WITH Ø18÷35 mm HOLES	5-125120			
	PMT	MAXI PIN FOR CENTERING TRUCK WHEELS WITH Ø28÷47 mm HOLES	5-125119			
	MFE	MFE 40 CENTERING FLANGE FOR TRUCK WHEELS WITH 6/8/10 FIXING HOLES 6 x 205 / 6 x 222 / 6 x 245 / 8 x 275 / 8 x 285 / 10 x 225 / 10 x 285,75 / 10 x 335	5-125117			
	RFT	RFT HOLE DETECTOR FOR MEASURING	5-125118			
<p>NEW</p>	KCT 40 EVO - Heavy duty cone kit		8-21100268	-	-	O O
	CT 161	CT161 D40 MEDIUM DOBULE SIDE CONE Ø159÷180/ 198÷204 mm	4-141436			
	DTB 2	DBT 2 DOUBLE SIDE TRUCK WHEEL SUPPORT SPACER FLANGE	4-141437			
	CT 221	CT221 D40 LARGE DOUBLE SIDE CONE Ø 220÷281 mm	4-141438			
<p>NEW</p>	ARV 40 PREMIUM Medium & Light commercial veichle adaptor kit		8-21100270	-	-	O O
	FAT 3	FAT3 SUPPORT FLANGE FOR RIMS WITH CENTRAL HOLE Ø129/141 mm	4-141446			
	FAT 4	FAT4 SUPPORT FLANGE FOR RIMS WITH CENTRAL HOLE Ø137/160 mm	4-141445			
	RFT	RFT HOLE DETECTOR FOR MEASURING	5-125118			
	PT	PIN FOR CENTERING TRUCK WHEELS WITH Ø18÷35 mm HOLES	5-125120			
	FPF6	FPF6 D40 CENTERING FLANGE FOR WHEELS WITH 6 FIXING HOLES 170 / 180 / 184,15 / 185 / 200 / 205 / 214,5 / 222,3 / 241,3/ 245 "	5-125122			

NEW ■ = Standard ○ = Compatible - = NOT compatible




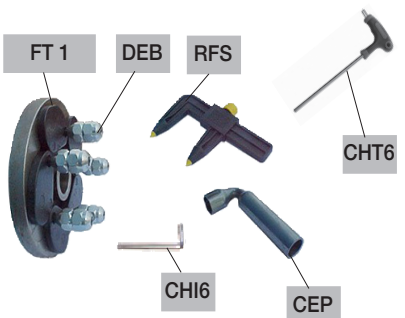
ACCESSORIES FOR OFF-THE-VEHICLE WHEEL BALANCERS FOR TRUCKS

ACCESSORIES FOR OFF-THE-VEHICLE WHEEL BALANCERS FOR TRUCKS				ET88	ET77	ET1450 MO	ET1450 HS
	DESCRIPTION	CODE					
CENTRING AND CLAMPING							
	GGR40 Centering kit \varnothing 40 for central hole wheels 183,5÷223 mm - 17,5"-19.5"rims (IVECO-MAN- DAF)	8-21100261		-	-	○	○
 DX1 CF1 CF2	DX-CBF Centring accessory for vans and off-road wheels \varnothing 117÷173 mm	8-21100141		-	-	○	○
	DX1 Spacer 4-107426						
	CF1 Cone for vans \varnothing 117÷147 mm 4-107423						
CF2 Cone for vans 143÷173 mm 4-107424							
	ARU40 \varnothing 42÷156 mm (1.65"÷6,14") - recessed spring included	8-21900191		-	-	○	○
	GTR40 EVO - Premium steel quick nut \varnothing 40x4 mm	8-21100275		-	-	○	-
	GTR40 EVO - Professional quick nut \varnothing 40x4 mm			-	-	○	-

NEW

■ = Standard ○ = Compatible - = NOT compatible

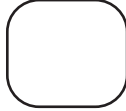




ACCESSORIES FOR OFF-THE-VEHICLE WHEEL BALANCERS FOR TRUCKS

ACCESSORIES FOR OFF-THE-VEHICLE WHEEL BALANCERS FOR TRUCKS				ET88	ET77	ET1450 MO	ET1450 HS																	
	DESCRIPTION	CODE																						
CENTRING AND CLAMPING																								
	GTR40 EVO - Professional quick nut Ø 40x4 mm with turning handle for truck & car	8-21100279		-	-	-	○																	
	GTV40 - Standard ring nut	8-21900194		-	-	○	-																	
	GTM40 - Basic ring nut Ø 40x4 mm	8-21100272		-	-	-	○																	
	FRU-SA D.40 Universal flange for wheels with or without central hole.	8-21100091		-	-	○	○																	
	<table border="1"> <tbody> <tr> <td>FT 1</td> <td>Connecting rod with pin</td> <td>4-105873</td> </tr> <tr> <td>DEB</td> <td>Conical/spheric nut for wheel fixing</td> <td>321878</td> </tr> <tr> <td>CHT6</td> <td>Chiave esagonale a T CH 6</td> <td>4-105877</td> </tr> <tr> <td>RFS</td> <td>Caliper</td> <td>441286</td> </tr> <tr> <td>CEP</td> <td>Hexagonal key CH 22</td> <td>426517</td> </tr> <tr> <td>CHI 6</td> <td>Hexagonal key CH 6</td> <td>600906</td> </tr> </tbody> </table>	FT 1	Connecting rod with pin	4-105873	DEB	Conical/spheric nut for wheel fixing	321878	CHT6	Chiave esagonale a T CH 6	4-105877	RFS	Caliper	441286	CEP	Hexagonal key CH 22	426517	CHI 6	Hexagonal key CH 6	600906					
FT 1	Connecting rod with pin	4-105873																						
DEB	Conical/spheric nut for wheel fixing	321878																						
CHT6	Chiave esagonale a T CH 6	4-105877																						
RFS	Caliper	441286																						
CEP	Hexagonal key CH 22	426517																						
CHI 6	Hexagonal key CH 6	600906																						

NEW

■ = Standard ○ = Compatible - = NOT compatible



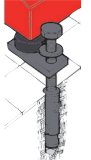






ACCESSORIES FOR OFF-THE-VEHICLE WHEEL BALANCERS FOR TRUCKS

	DESCRIPTION	CODE	ET88	ET77	ET1450 MO	ET1450 HS
CENTRING AND CLAMPING						
	AL12 - 12v power supply kit (only for EM9050 Hand Spin versions)	8-21101000	-	-	-	○
	Laser & Led kit.	8-21100238	-	-	○	○
	LASER BLADE KIT : Upgrade kit for EM93xx & EM92xx series, to guide the operator in choosing the rim's inner planes without any errors and with extremely good visibility	8-21120022	-	-	○	○
	TRUCK TROLLEY KIT for an easier handling	8-21101400	-	-	○	○
	ROLL-BAR KIT - Side protection	8-21101401	-	-	○	○

NEW





■ = Standard ○ = Compatible - = NOT compatible

ACCESSORIES FOR OFF-THE-VEHICLE WHEEL BALANCERS FOR TRUCKS

	DESCRIPTION	CODE	ET88	ET77	ET1450 MO	ET1450 HS																	
CENTRING AND CLAMPING																							
 	ACCESSORY RACK	8-21101402	-	-	○	○																	
	KFTU Kit - anchoring kit to floor (already supplied with EM9050 Hand Spind, EM9050 Motorized Spin, EM9050 TILT UP)	8-21101010	-	-	○	○																	
     	ART Professional centring accessory for truck wheels.	802239637	○	○	-	-																	
	<table border="1"> <tr> <td>FAT 1</td> <td>Support flange for truck rims with hole ø160/176/200 mm</td> <td>339635</td> </tr> <tr> <td>FAT 2</td> <td>Support flange for truck rims with hole ø220/280 mm</td> <td>339636</td> </tr> <tr> <td>PT</td> <td>Pin for centring truck wheels with ø18-35 mm fastener screw holes</td> <td>339668</td> </tr> <tr> <td>PMT</td> <td>MAXI pin for centring truck wheels with ø28-47 mm fastener screw holes</td> <td>341818</td> </tr> <tr> <td>MFE</td> <td>Hub with flange</td> <td>239655</td> </tr> <tr> <td>RFT</td> <td>Hole detector for measuring</td> <td>245514</td> </tr> </table>	FAT 1	Support flange for truck rims with hole ø160/176/200 mm	339635	FAT 2	Support flange for truck rims with hole ø220/280 mm	339636	PT	Pin for centring truck wheels with ø18-35 mm fastener screw holes	339668	PMT	MAXI pin for centring truck wheels with ø28-47 mm fastener screw holes	341818	MFE	Hub with flange	239655	RFT	Hole detector for measuring	245514				
FAT 1	Support flange for truck rims with hole ø160/176/200 mm	339635																					
FAT 2	Support flange for truck rims with hole ø220/280 mm	339636																					
PT	Pin for centring truck wheels with ø18-35 mm fastener screw holes	339668																					
PMT	MAXI pin for centring truck wheels with ø28-47 mm fastener screw holes	341818																					
MFE	Hub with flange	239655																					
RFT	Hole detector for measuring	245514																					

NEW ■ = Standard ○ = Compatible - = NOT compatible






ACCESSORIES FOR OFF-THE-VEHICLE WHEEL BALANCERS FOR TRUCKS

ACCESSORIES FOR OFF-THE-VEHICLE WHEEL BALANCERS FOR TRUCKS				ET88	ET77	ET1450 MO	ET1450 HS
	DESCRIPTION	CODE					
CENTRING AND CLAMPING							
 CT 161 CT 221 DBT	KCT Basic centring accessory for truck wheels.		802245159	O	O	-	-
	DBT	Double sided truck wheel support spacer flange	345160				
	CT 161	Medium double sided cone, $\varnothing 159 \div 180 / 198 \div 204$ mm	345161				
	CT 221	Large double sided cone, $\varnothing 220-281$ mm	345162				
 DPT CGT	ARFT Centring accessory for of-road and van wheels $\varnothing 110$ to 165 mm.		802247716	O	O	-	-
	DPT	Van wheel support spacer flange	341843				
	CGT	Large double sided cone, $\varnothing 110-165$ mm	339672				
	GGR 223 Accessory for centre hole wheels from 190 to 223 mm, rims $17,5-19,5$ (IVECO - MAN - DAF)		8-21100222	O	O	-	-
 DFT	DFT Spacer for FORD F350-450 to be used with ARFT.		802245527	O	O	-	-

NEW

■ = Standard ○ = Compatible - = NOT compatible

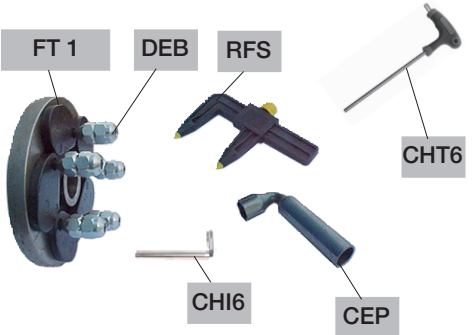

ACCESSORIES FOR OFF-THE-VEHICLE WHEEL BALANCERS FOR TRUCKS

ACCESSORIES FOR OFF-THE-VEHICLE WHEEL BALANCERS FOR TRUCKS			ET88	ET77	ET1450 MO	ET1450 HS
	DESCRIPTION	CODE				
CENTRING AND CLAMPING						
	ARU Basic centring accessory for car wheels Ø 47 to 115 mm.	802247782	O	O	-	-
	FTA Flange for reducing passenger car wheel support diameter	339673				
	CPT Small cone, ø 47-64 mm	339670				
	CMT Medium double sided cone, ø 60-115 mm	339671				
	GTV Basic ring nut Ø 46 mm for trucks and cars.	802239121	O	O	-	-
	GTR Quick ring nut Ø 46 mm for trucks and cars.	802443938	O	O	-	-
	FTE TRILEX EUROPE flange 20-22,5".	802441616	O	O	-	-
	FTD TRILEX DAYTON flange 20-22,5".	802443948	O	O	-	-

NEW

■ = Standard ○ = Compatible - = NOT compatible




ACCESSORIES FOR OFF-THE-VEHICLE WHEEL BALANCERS FOR TRUCKS

	DESCRIPTION	CODE		ET88	ET77	ET1450 MO	ET1450 HS																		
CENTRING AND CLAMPING																									
	<p>FRU-SA D.46 - Universal flange for car and industrial vehicle wheels 3-4-5-6 holes (without central hole). Distance between holes \varnothing min. 90 max. 210 mm.</p> <table border="1"> <tr> <td>FT 1</td> <td>Connecting rod with pin</td> <td>4-135110</td> </tr> <tr> <td>CHT6</td> <td>T-Hexagonal key CH6</td> <td>4-105877</td> </tr> <tr> <td>DEB</td> <td>DOUBLE SIDED (conical and spherical) nut for fastening wheels</td> <td>321878</td> </tr> <tr> <td>CHI6</td> <td>Hexagonal key CH6</td> <td>600906</td> </tr> <tr> <td>RFS</td> <td>Hole detector for measuring wheel fastener hole distance</td> <td>441286</td> </tr> <tr> <td>CEP</td> <td>Hexagonal key CH 22</td> <td>426517</td> </tr> </table>	FT 1	Connecting rod with pin	4-135110	CHT6	T-Hexagonal key CH6	4-105877	DEB	DOUBLE SIDED (conical and spherical) nut for fastening wheels	321878	CHI6	Hexagonal key CH6	600906	RFS	Hole detector for measuring wheel fastener hole distance	441286	CEP	Hexagonal key CH 22	426517	8-21100256		O	O	-	-
FT 1	Connecting rod with pin	4-135110																							
CHT6	T-Hexagonal key CH6	4-105877																							
DEB	DOUBLE SIDED (conical and spherical) nut for fastening wheels	321878																							
CHI6	Hexagonal key CH6	600906																							
RFS	Hole detector for measuring wheel fastener hole distance	441286																							
CEP	Hexagonal key CH 22	426517																							
	MLC hand spin handle for FRU-SA flange	802244344		-	-	-	O																		

NEW

■ = Standard ○ = Compatible - = NOT compatible

ACCESSORIES FOR OFF-THE-VEHICLE WHEEL BALANCERS FOR TRUCKS

ACCESSORIES FOR OFF-THE-VEHICLE WHEEL BALANCERS FOR TRUCKS				ET88	ET77	ET1450 MO	ET1450 HS
	DESCRIPTION	CODE					
MISCELLANEOUS							
	PRT Wheel guard.	802260829		O	O	-	-
	AWR Adhesive weight remover.	802461006		O	O	O	O
	Monitor wide-screen 19".	8-21100235		■	-	-	-

NEW

■ = Standard O = Compatible - = NOT compatible





NEXION S.p.A.

Strada Statale 468 n° 9 - 42015 CORREGGIO - R.E. - ITALY

Tel. +39 0522 639.111 - Fax +39 0522 639.150 - www.corghi.com - info@corghi.com



To protect the planet and reduce paper usage, our catalogues are viewable online at the website www.corghi.com. Printing responsibly contributes to saving the environment.

The manufacturer reserves the right to modify the features of its products at any time.
Code DPCG000547C_WB_EX - 11 - 2021